



# City of Dallas Center FY 2023/2024 Budget

Presented by:  
Cindy Riesselman



# Annual Budget

- Map the City's financial position
- Align resources to provide excellent service
- Execute the strategic priorities set by the Council
- Required by the State annually
  - Filed with the County Auditor
  - Filed with the Iowa Department of Management
- Due March 31st

# Monitoring our Finances

- Monthly budget to actual report
- Monthly bank reconciliation
- Monthly budget line-time review per function
- Regular project status reports
- Annual Exam/Audit
- Annual Report



# Data Driven Decision Making

- Capital Improvement Plan
- Comprehensive Plan
- Equipment Revolving Plan
- Financial Policies
- Master Streets Plan
- Utility Plans and Policies

# Members of our Finance Team

- Elected Officials: Mayor Danny Beyer; Council members Ryan Kluss, Ryan Coon, Amy Strutt, Daniel Willrich and Angie Beaudet
- City Staff
  - City Administrator/Finance Director
  - City Clerk
  - Public Works Director
  - Assistant Public Works Director
  - Library Director
  - Fire Chief
- City Board Members
- Project specific technical experts (i.e. Engineer, Attorney)
- Independent financial advisors
- Municipal and Bond Counsel
- Citizens

# Dallas Center: A Financially Sound City

- City services delivered in most effective manner
- Upgraded City technology and financial systems
- Maintain good bond rating
- Sound financial reserves
- Leveraged City's resources through outside grants, partnerships and private contributions
- Users paying for cost recovery of the delivery of City services

# Budget is an Estimate

- Based on projections
- Actual costs and revenues may vary, may need to adjust during the fiscal year (budget amendment)
- Budget sets policy for the upcoming year, determines projects that will be undertaken, etc.
- Not an exact science
- Communication tool

# Budget Adoption

- Rigid and regulated by the State
  - Max Levy Certification
  - Budget Certification
- Fiscal Year is July 1-June 30
- Budget is an appropriation, giving the city the authority to spend
- Provides maximum citizen oversight



# Budget Goals

- Create a long-term, sustainable operating budget and financial plan that includes:
  - Infrastructure improvements
  - Facility improvements
  - Equipment replacement
  - Keeping the levy steady
- The CIP includes a long-term financial plan to maintain the levy rate
- The proposed FY 2023/2024 budget reflects a decrease in the overall city tax rate

# Property Tax System Basics

*Iowa Department of Management*

- The Rollback
  - Residential/agricultural property growth capped at 3%
  - Coupling provision for agricultural/residential
  - Commercial, Industrial, Railroad have separate rollback
  - Everything built on property valuations

# Property Tax System Basics

*Iowa Department of Management*

- Classes of property tax
  - Residential
  - Agricultural
  - Commercial
  - Industrial
  - Utility

# Property Tax System Basics

*Iowa Department of Management*

- Commercial/Industrial/Railroad Rollback
  - Business property tax credit was eliminated
  - First \$150,000 of taxable value is subject to the residential rollback
  - Taxable value exceeding \$150,000 is subject to the 90% rollback
  - Not tied to property valuation growth or decline
- Backfill reduction/elimination began in FY22/23
  - Dallas Center is on a five year reduction schedule
- Multi-Residential Property Class
  - Eliminated in FY24

# State Limitations – Rollback

State sets the percent for a whole class of property (affects residential property the most).

- Residential
  - 2024 – 54.49%
  - 2023 – 54.1302%
- Agricultural
  - 2024 – 91.6430%
  - 2023 – 89.0412%
- Commercial/Industrial
  - 2024 – 56.4919% for first \$150,000  
90% for value over \$150,000
  - 2023 – 90%

# Residential Property Example

(Assessed Value) \$100,000  
X (State Limitation) 54.49%

Taxable Value \$54,490.00

## Example

(Taxable Value) \$54,490.00  
X (Levy Rate) \$11.91/1000

Total City Property Tax Revenue \$648.98

# History of Rollback Figures and City Tax Rate

Residential Property	FY23/24	FY 22/23	FY 21/22	FY 20/21
Rollback	54.4900%	54.1302%	56.4094%	55.0743%
City Levy Rate	\$11.90559	\$12.59299	\$12.68463	\$12.68189
Property Tax (\$100,000 residential property)	\$648.74	\$681.66	\$715.53	\$698.45

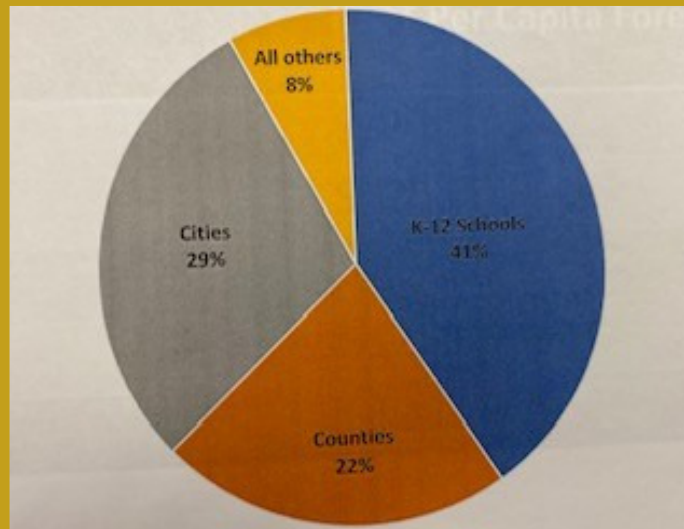
# Trends in Property Valuations

Property Valuation Year	Fiscal Year	Property Valuation	Change	Increase in GF Revenue	General Fund Taxes Levied
2017	2018/2019	<b>\$79,605,786</b>	2.64%	\$16,611	\$644,807
2018	2019/2020	<b>\$88,350,005</b>	10.98%	\$70,828	\$715,635
2019	2020/2021	<b>\$89,657,333</b>	1.48%	\$10,589	\$726,224
2020	2021/2022	<b>\$92,282,210</b>	2.93%	\$21,262	\$747,486
2021	2022/2023	<b>\$94,810,109</b>	2.74%	\$20,476	\$767,962
2022	2023/2024	<b>\$104,000,223</b>	9.69%	\$99,069	\$867,031



# Property Tax Revenue by Authority

Breakdown of Property Tax Collections by Authority, FY22  
*Iowa League of Cities, 11/21*

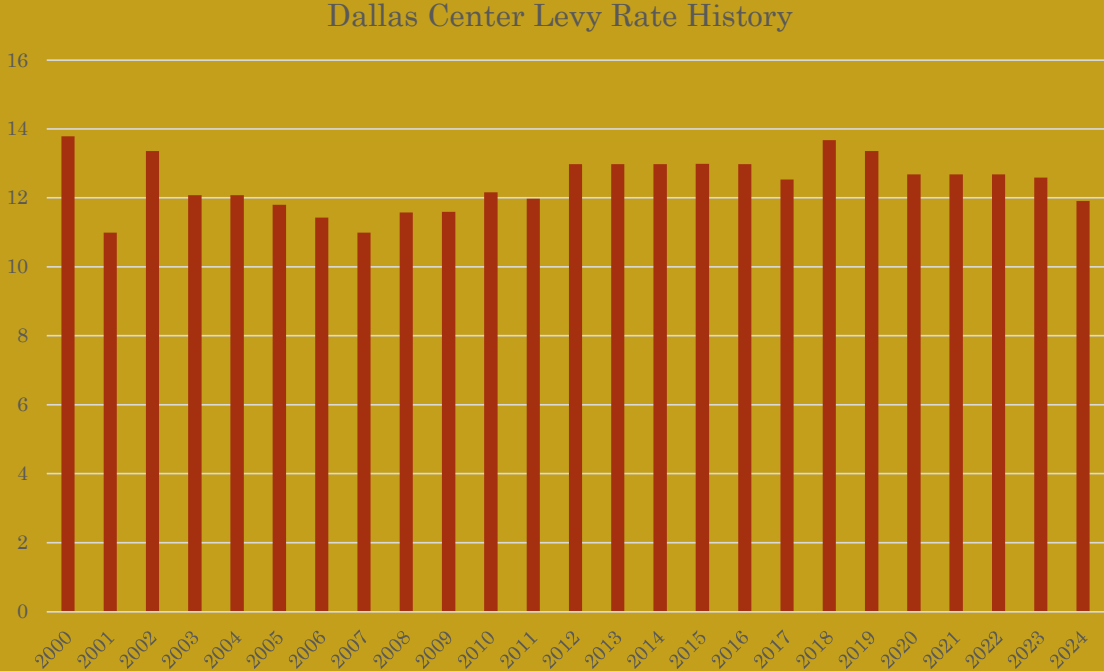


# Levy Rates

- Different rates available
- Usage and/or amount may be limited
- Expressed in dollars and cents per 1000
- General Fund capped at \$8.10/1000
- Ag Land
- Liability Insurance
- Employee Benefits
- Emergency
- Debt Service

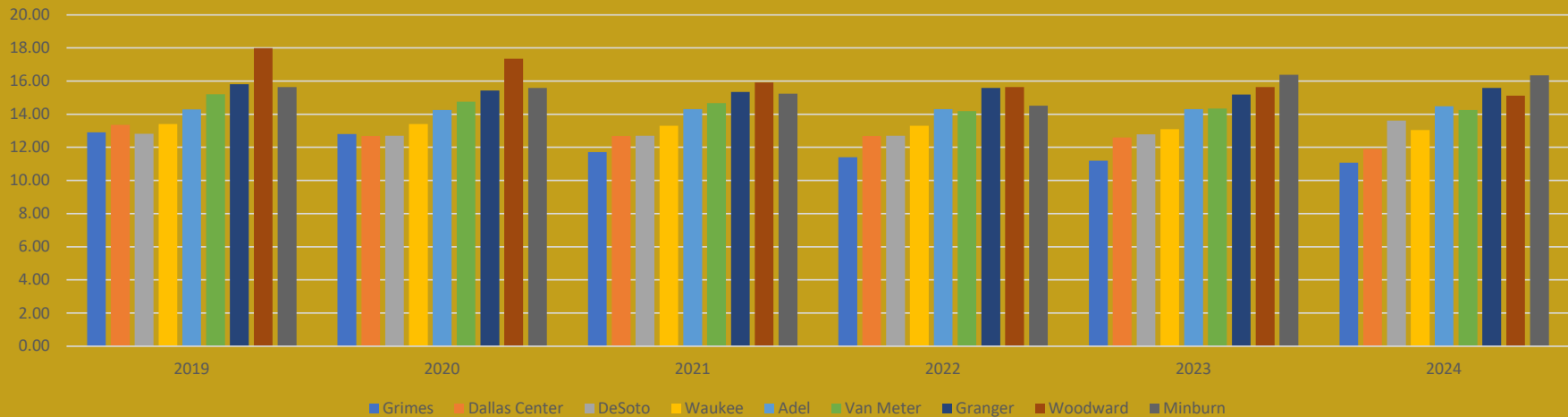
# Levy Rate History

- 2015 12.99
- 2016 12.98
- 2017 12.53
- 2018 13.67
- 2019 13.36
- 2020 12.68
- 2021 12.68
- 2022 12.68
- 2023 12.59
- 2024 11.91



# Levy Rate Comparison

	2019	2020	2021	2022	2023	2024
Grimes	12.91	12.81	11.71	11.41	11.19	11.08
Dallas Center	13.36	12.68	12.68	12.68	12.59	11.91
DeSoto	12.82	12.70	12.70	12.69	12.79	13.61
Waukee	13.40	13.40	13.30	13.30	13.10	13.05
Adel	14.28	14.26	14.30	14.30	14.30	14.48
Van Meter	15.20	14.75	14.66	14.18	14.34	14.26
Granger	15.81	15.42	15.34	15.59	15.18	15.58
Woodward	17.99	17.34	15.92	15.63	15.63	15.12
Minburn	15.64	15.58	15.24	14.52	16.38	16.35



# Budget Highlights

- Over \$250,000 in Street Upgrades and Repairs
- Park Upgrades
- Public Works Salt Building
- Swimming Pool Project Final Completion
- Sanitary Sewer Lift Station Design Services
- Memorial Hall Generator
- Well Field Exploration Project
- Drainage District 76 Repairs